

4

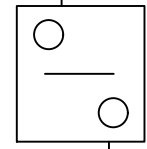
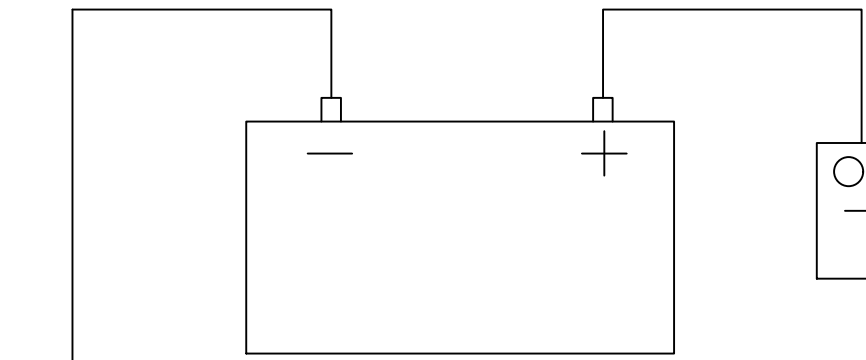
3

2

1

REV	DATE	BY	DESCRIPTION
A	5/1/2021	JW	RELEASED

1/4" TERMINALS USE
BOOTS TO PROTECT

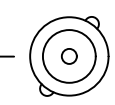
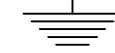


BREAKER 3/8" TERMINALS
USE BOOTS TO PROTECT

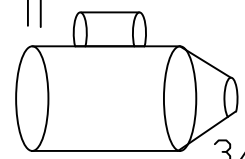


FEED-THROUGH PANEL STUD
3/8" TERMINAL, USE
BOOTS TO PROTECT

GROUND TO ENGINE BLOCK
3/8" TERMINAL
MOST IMPORTANT



ALTERNATOR 3/8" TERMINAL
(SOME ARE 1/4")
USE BOOTS TO PROTECT



STARTER
3/8" TERMINAL



GROUND FROM ENGINE TO CHASSIS
3/8" RING LUG TERMINALS



UNLESS OTHERWISE SPECIFIED

DIMENSIONS ARE IN INCHES
TOLERANCES:
FRACTIONAL ± *
ANGULAR: MACH ± * BEND ± *
TWO PLACE DECIMAL ± 0.010"
THREE PLACE DECIMAL ± 0.005"

INTERPRET GEOMETRIC
TOLERANCING PER:

MATERIAL:
N/A

FINISH:
N/A

DO NOT SCALE DRAWING

	NAME	DATE
DRAWN	J.WEBB	4/5/2021
CHECKED	J.VAUGHN	4/5/2021
ENG APPR.		
MFG APPR.		
Q.A.		

COMMENTS:

TITLE:
BATTERY WIRING DIAGRAM
ATX-35 BATTERY

SIZE	DWG. NO.	REV
B	ATX-35-1	A

SCALE: 1:1 WEIGHT: SHEET 1 OF 1

PROPRIETARY AND CONFIDENTIAL
THE INFORMATION CONTAINED IN THIS
DRAWING IS THE SOLE PROPERTY OF
LEVEL 7 MOTORSPORTS. ANY
REPRODUCTION IN PART OR AS A WHOLE
WITHOUT THE WRITTEN PERMISSION OF
LEVEL 7 MOTORSPORTS IS
PROHIBITED.

4

3

2

1

B

B

A

A